

TECHNICAL SPECIFICATION

WHITE GILL THRUSTER UNIT 70T3S

UNIT SIZE	:	70" Nominal Bore
UNIT TYPE	:	T3S VERTICAL SHAFT
ROTATION	:	Counter clockwise when viewed from thruster rotor shaft drive connection.
MAIN BODY SHELL	:	Fabricated mild steel BS4360-43A and BS3100-A1 (BS592-A).
MAIN BODY CASTINGS (Non-Structural)	:	Meehanite nodular iron Grade SF to BS2789-27/18% modified elongation.
ROTOR	:	70" o/d, 4-blade, .85 p/d nickel-aluminium-bronze to BS1400-AB2.
ROTOR SHAFT	:	Mild steel to BS 970 Grade 070M20. Fitted with stainless steel sleeves in way of internal bearing and gland and fully protected between sleeves for sea water service with glass fibre & resin bandage.
STEERING SHAFT	:	Ditto as rotor shaft.
DEFLECTOR STUB AXLE	:	Steel forging to BS 970 Grade 080M40 Condition "R".
GEAR WHEEL	:	Nickel-alum-bronze to BS1400-AB2.
PINION	:	Nickel-alum-bronze to BS1400-AB2.

360° PUMP-JET THRUSTERS
SINCE 1922

Bearings

R.S. External	:	Oil lubricated spherical roller thrust. Oil lubricated spherical roller radial. Pressure feed lubrication system interlocked into drive start sequence, with duplex electric pressure pumps, lub. oil tank, filter, switches for low pressure alarm and shutdown, pressure gauge and high temperature alarm.
R.S. Internal	:	Water lubricated rubber or synthetic Orkot TL/M.
S.S. Internal	:	Water lubricated synthetic Orkot TL/M
S.S. External	:	Grease lubricated spherical roller.
DEFLECTOR	:	Pre-packed grease lubricated taper roller thrust.
ROTOR SHAFT GLAND	:	Stuffing box with Beldam Pilot Sternpack 2010 packing.
AIR VENTING	:	Shipyard supply in sea chest, minimum 50 mm bore, with shut-off valve, piped overboard.
CATHODIC PROTECTION	:	14 off 230 x 75 x 50 galvalum alloy.

Painting

External (Exposed To Sea Water)	:	Shot blast preparation then to suit hull paint specification or Tees standard Epilux High Build 218.
Internal (Balance Of Thruster)	:	Tees standard or to Customer requirements.
INLET GRATING	:	Fabricated mild steel (87.5 mm bar spacing), supplied by shipyard, free water intake area 6.21 m ² minimum.
MAX. STEERING TORQUE	:	187.9 Kg.M (1,360 lbf.ft.)
DRY WEIGHT (APPROX)	:	21.60 Tonnes

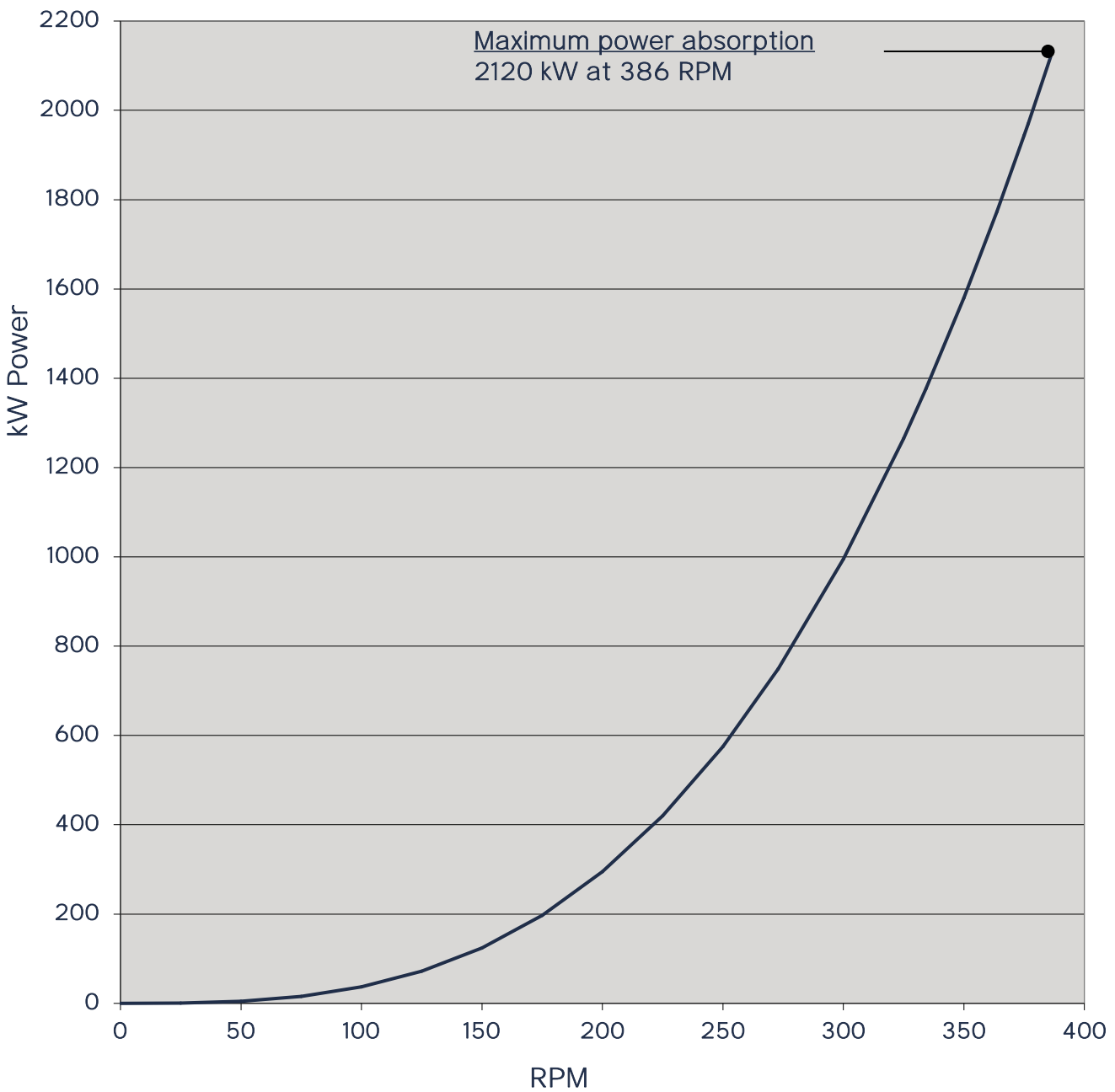
Tees White Gill Thrusters (a product of Tees Components)
North Skelton, Saltburn-by-the-Sea,
Cleveland, TS12 2AP, United Kingdom



Tel: +44 (0) 1287 650 621
Email: sales@teesgillthrusters.com
www.teesgillthrusters.com

360° PUMP-JET THRUSTERS
SINCE 1922

POWER - SPEED CURVE 70T3S THRUSTER



360° PUMP-JET THRUSTERS
SINCE 1922

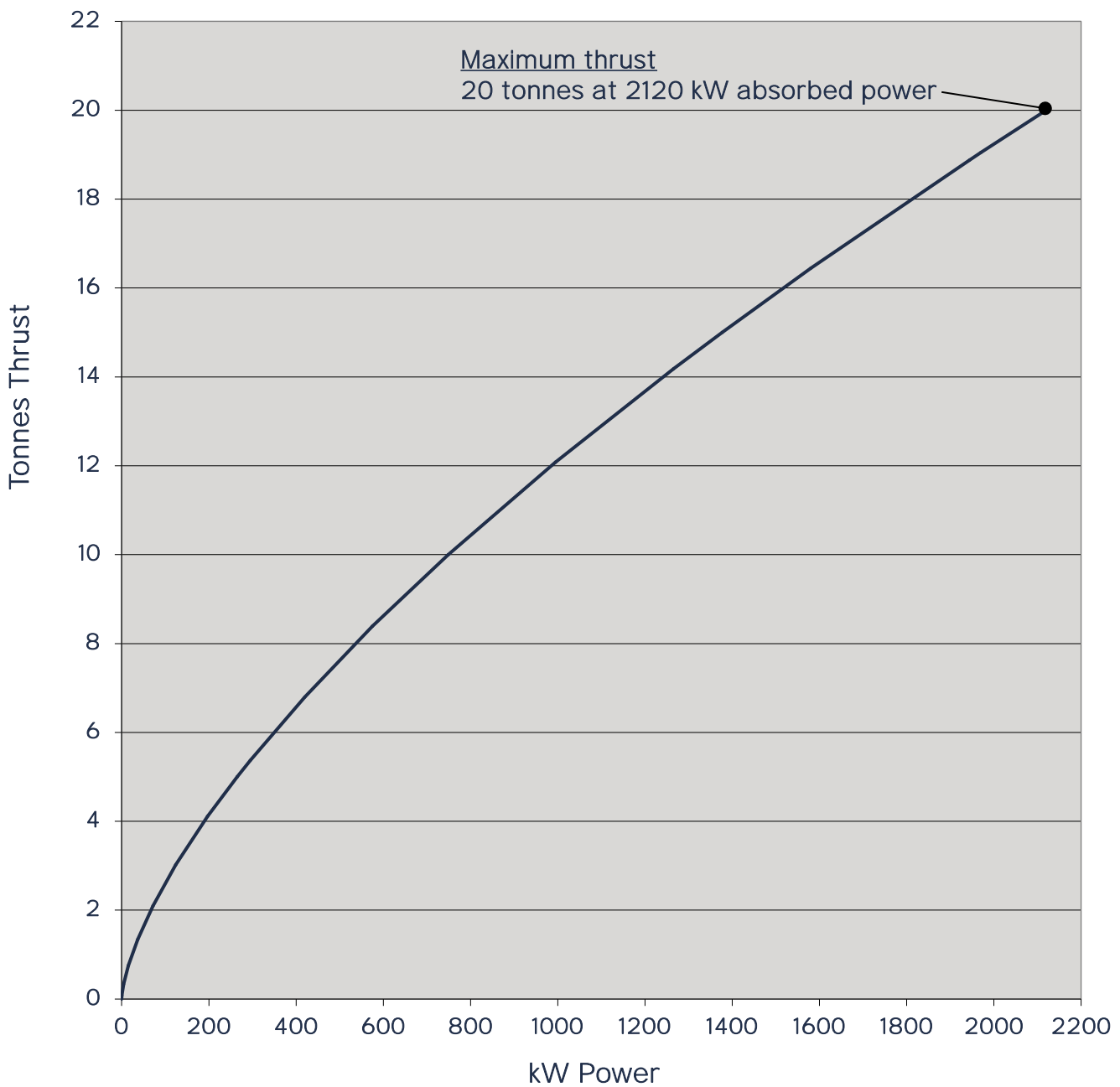
Tees White Gill Thrusters (a product of Tees Components)
North Skelton, Saltburn-by-the-Sea,
Cleveland, TS12 2AP, United Kingdom



Tel: +44 (0) 1287 650 621
Email: sales@teesgillthrusters.com
www.teesgillthrusters.com

360° PUMP-JET THRUSTERS
SINCE 1922

POWER - THRUST CURVE 70T3S THRUSTER



360° PUMP-JET THRUSTERS
SINCE 1922

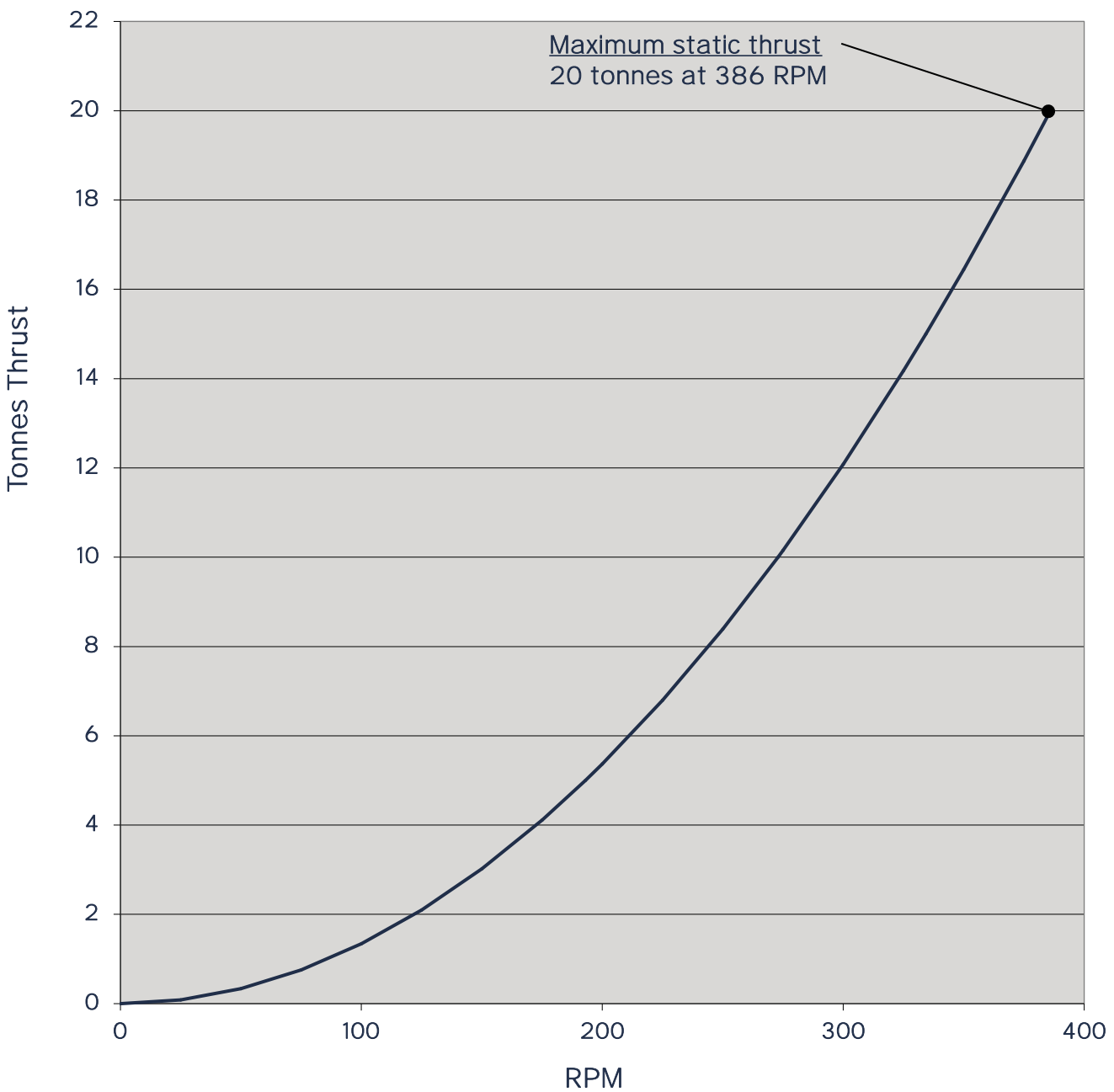
Tees White Gill Thrusters (a product of Tees Components)
North Skelton, Saltburn-by-the-Sea,
Cleveland, TS12 2AP, United Kingdom



Tel: +44 (0) 1287 650 621
Email: sales@teesgillthrusters.com
www.teesgillthrusters.com

360° PUMP-JET THRUSTERS
SINCE 1922

THRUST - SPEED CURVE 70T3S THRUSTER



360° PUMP-JET THRUSTERS
SINCE 1922

DYNAMIC THRUST CURVE 70T3S THRUSTER

